


Using Guest Wi-Fi at Tucson Unified

1. Before you can use the Guest Wi-Fi network at Tucson Unified School District, a district administrator must request access on your behalf.
2. It is recommended that the request for access to Guest Wi-Fi be made at least 48 hours in advance of your visit. We cannot guarantee immediate access at the last minute.
3. Your contact at the district needs to request access for you by creating a [Guest Wi-Fi Request ticket in the Jira self-service portal](#) or by calling Technology Services at 225-6262, ext. #3.
4. Your district contact must fill out all available fields in the Jira ticket at the above link.
 - 4a. Alternately, if you have a large group of people needing Guest Wi-Fi access, please have your contact fill out the [Large Group Request Form – Guest Wi-Fi](#). Then, have them attach it to the Jira ticket.
5. When your account has been created, you will receive an email message from donotreply@tusd1.org; it will contain your username and password for access to the district Guest Wi-Fi.


Your Guest Account Credentials

 donotreply@tusd1.org
From: donotreply@tusd1.org
To: [REDACTED]



Hello [REDACTED]
Your guest account details:
Username: [REDACTED]
Password: [REDACTED]
First Name: [REDACTED]
Last Name: [REDACTED]
Phone Number: [REDACTED]
Valid From: 2024-06-13 14:01:00
Valid To: 2024-06-14 16:00:00
Duration: 1 days
Person being visited: [REDACTED]
Reason for visit: testing
If unused, this account will expire on: 06/14/2024 16:00

6. On your device, select **TUSD_Guest** as the network you want to join.
7. The Guest Portal sign-on screen will appear. Enter the username and password that were emailed to you. Then Click **Sign On**.

 TUSD Guest Portal

Welcome
Sign on for guest access.

Username:

Password:

Sign On

8. Click **Accept**


Acceptable Use Policy

Please read the Acceptable Use Policy

Please accept the policy: You are responsible for maintaining the confidentiality of the password and all activities that occur under your username and password. Cisco Systems offers the Service for activities such as the active use of e-mail, instant messaging, browsing the World Wide Web and accessing corporate intranets. High volume data transfers, especially sustained high volume data transfers, are not permitted. Hosting a web server or any other server by use of our Service is prohibited. Trying to access someone else's account, sending unsolicited bulk e-mail, collection of other people's personal data without their knowledge and interference with other network users are all prohibited. Cisco Systems reserves the right to suspend the Service if Cisco Systems reasonably believes that your use of the Service is unreasonably excessive or you are using the Service for criminal or illegal activities. You do not have the right to resell this Service to a third party. Cisco Systems reserves the right to revise, amend or modify these Terms & Conditions, our other policies and agreements, and aspects of the Service itself. Notice of any revision, amendment, or modification will be posted on Cisco System's website and will be effective as to existing users 30 days after posting.

Accept **Decline**


9. **Continue.**

 TUSD Guest Portal

Welcome Message
Click **Continue** to connect to the network.
You're very close to gaining network access.

Continue

10. You will then be connected to **TUSD_Guest**

 TUSD Guest Portal

Success
You now have Internet access through this network.

