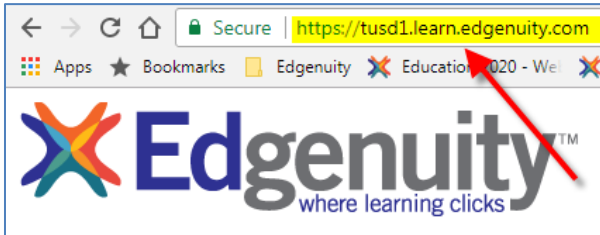
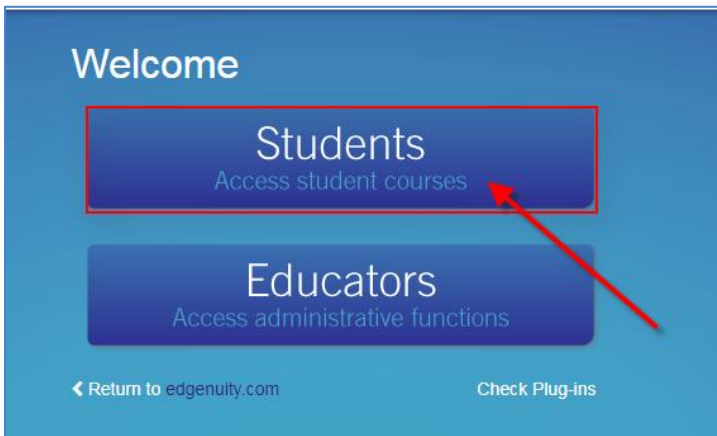


How do I get started with Edgenuity?


1. Make sure to go to the URL: <https://tusd1.learn.edgenuity.com>



2. Click the **Student** button:



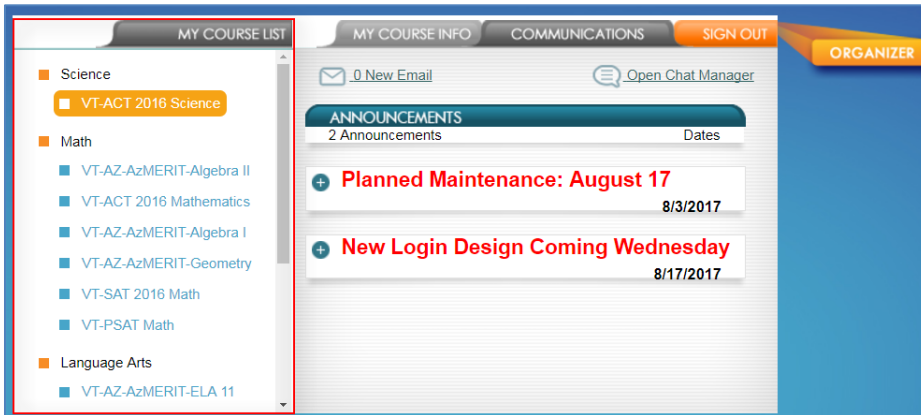
3. Enter your district credentials: Matric and Password



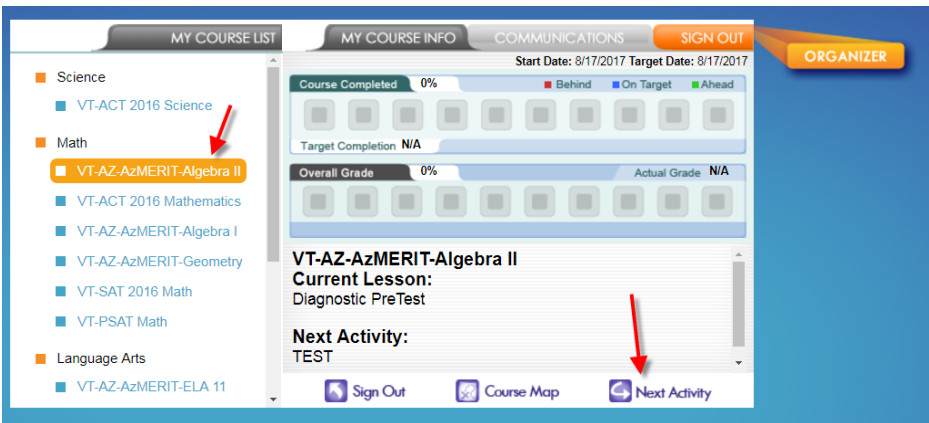
4. You may be prompted to first watch a quick **Student Orientation Video**



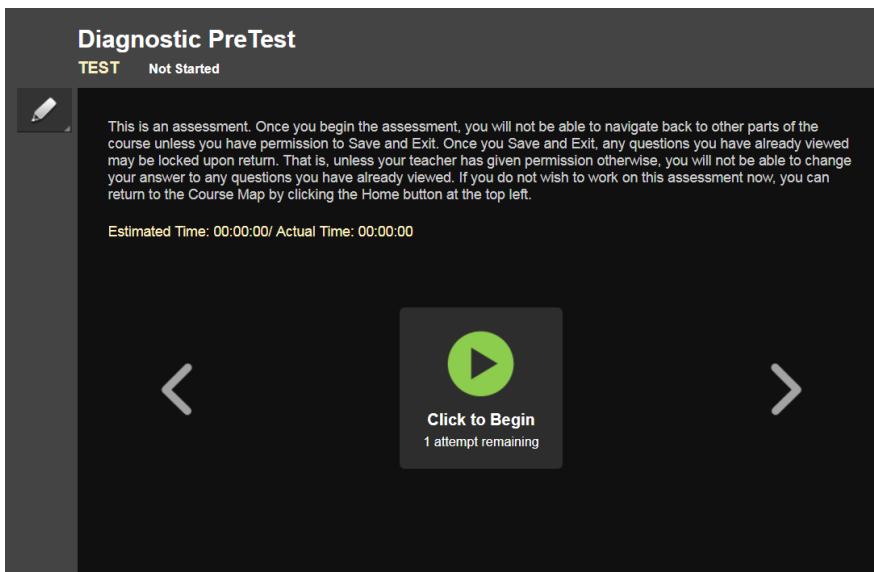
- After the Orientation video you will see the list of your courses in your **Student Lobby** under your **My Course List** on the left



- To begin a course, simply click on the courses name and select **Next Activity**



- Every **VT Test Prep** course will begin with a **Diagnostic PreTest**.



Test Prep Course List/Grade Level

Course Name	GRADE
VT-ACCUPLACER-Math	11, 12
VT-ACCUPLACER-Reading	11, 12
VT-ACCUPLACER-Writing	11, 12
VT-ACT 2016 English with Writing	11
VT-ACT 2016 Mathematics	11
VT-ACT 2016 Reading	11
VT-ACT 2016 Science	11
VT-AZ-AzMERIT-Algebra I	9
VT-AZ-AzMERIT-Algebra II	9, 10, 11
VT-AZ-AzMERIT-ELA 10	9, 10
VT-AZ-AzMERIT-ELA 11	10, 11
VT-AZ-AzMERIT-ELA 9	9
VT-AZ-AzMERIT-Geometry	9, 10
VT-PSAT Math	9, 10, 11
VT-PSAT Reading	9, 10, 11
VT-PSAT Writing and Language	9, 10, 11
VT-SAT 2016 Math	11, 12
VT-SAT 2016 Reading	11, 12

Getting Help

- For login issues (invalid username/password) let one of your teachers know so they can contact TUSD's Technology Services.
- For all other Edgenuity questions please reach out to Edgenuity's Product Support team at 877-202-0338 x 3.