

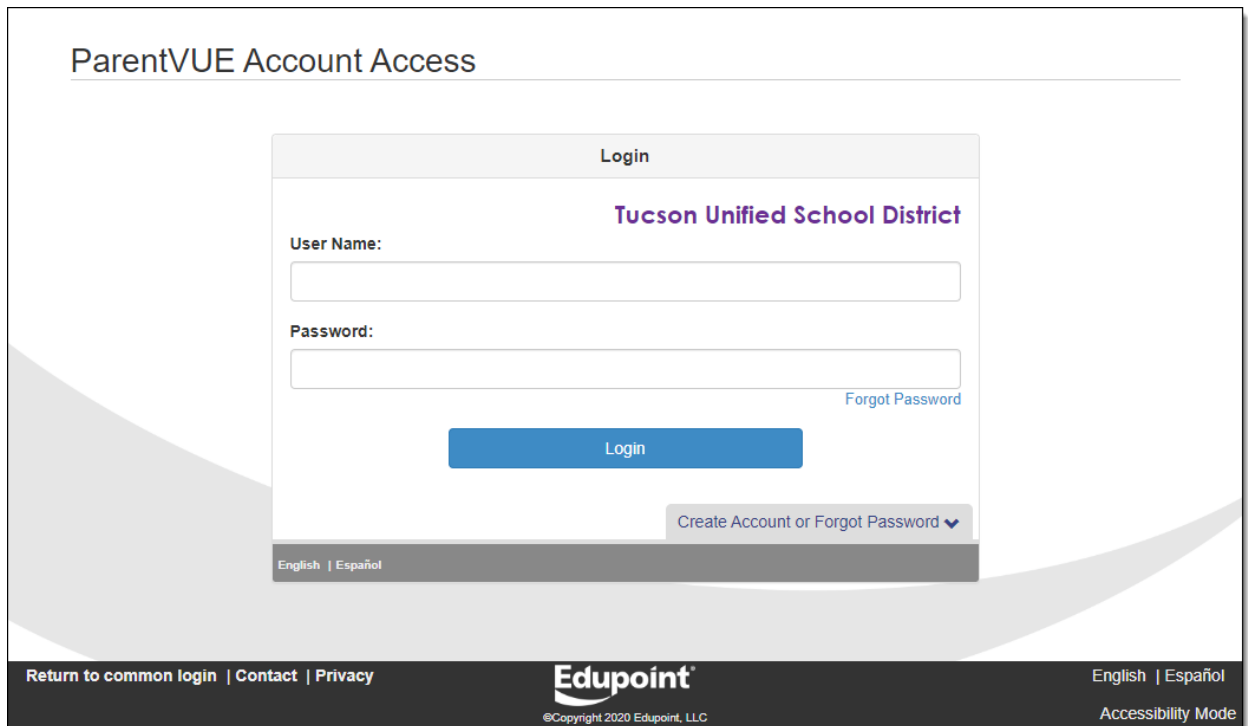
ParentVUE Basics: Activation and Use

Before You Start

- You can access ParentVUE through a web browser on any computer.
- There is also a ParentVUE app you can download for any mobile device. Just search for “ParentVUE” in the app store for your mobile device and download it for free.
- Initial account activation can be performed either through the ParentVUE website using a web browser or using the ParentVUE mobile app.
- ParentVUE allows you to view information about your children who are currently attending TUSD schools. Access attendance, grades, and homework information.
- Before you can sign on to ParentVUE, the school your child attends must generate an activation key for you to sign on initially.

Note: Screen illustrations in this document reflect the ParentVUE interface accessed through a web browser.

ParentVUE Online: parent.tusd1.org



The screenshot shows the ParentVUE Account Access login page. At the top, it says "ParentVUE Account Access". Below that is a "Login" form for "Tucson Unified School District". The form includes fields for "User Name:" and "Password:", a "Forgot Password" link, and a blue "Login" button. At the bottom of the form is a link for "Create Account or Forgot Password" with a dropdown arrow. The footer of the page contains "Return to common login | Contact | Privacy", the "Edupoint" logo with "©Copyright 2020 Edupoint, LLC", and language options "English | Español" and "Accessibility Mode".

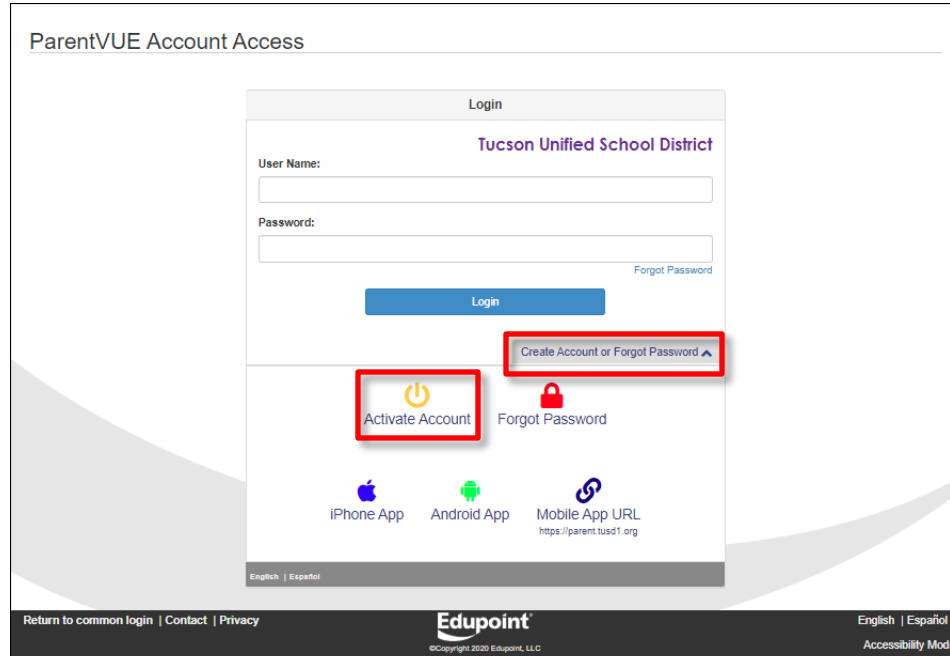
If you have already activated your account, enter your **User Name** and **Password** and click **Login**. Proceed to [ParentVUE Home Page](#) (p. 7) to start exploring.

If you need to activate your account, just proceed to the next page.

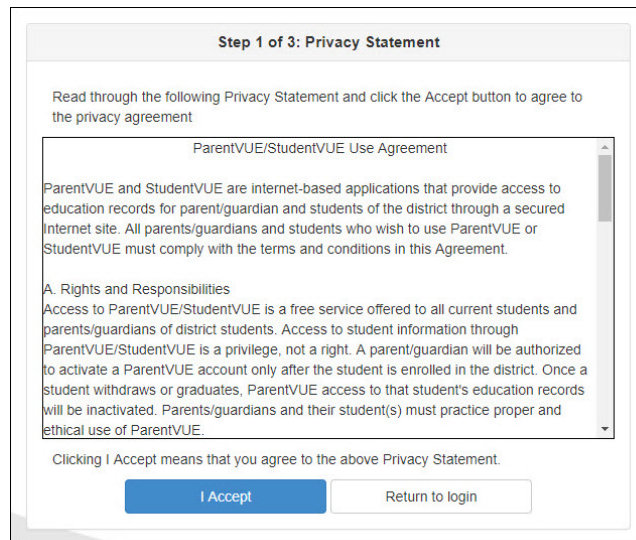
Initial Sign On/Account Activation

1. On your computer, open your web browser and navigate to the TUSD ParentVUE web address. The first time you sign on, you will need to use your activation key to create your account.

Initial account activation can be performed through the ParentVUE website using a web browser or through the ParentVUE mobile app.



2. Click **Create Account or Forgot Password** to expand the options.
3. Click **Activate Account**.
4. In the next screen you'll be prompted to read and accept a privacy statement.



5. Click **I Accept** to proceed

6. You'll advance to the next screen in the account activation process.

Step 2 of 3: Sign In with Activation Key

Please enter your first name, last name and the 7 character authentication key (provided to you by the district), to activate your ParentVUE account:

First Name

Last Name

Activation Key

[Continue to Step 3](#)

7. Type your **First Name**, **Last Name** and **Activation Key**.

IMPORTANT: Type your name exactly as it appears on the printed sheet with your activation code.

8. Click **Continue to Step 3**.
9. In the next screen, type a **User Name** and a **Password**.

Step 3 of 3: Choose user name and password

Welcome **Fadalalla Abdalla**. To complete your account activation you will need to create your username and password. Remember that passwords are case sensitive. Your password can consist of numbers and letters and must be a minimum of 6 characters in length.

User Name

Password

Confirm Password

Primary E-Mail

[Complete Account Activation](#)

10. Confirm your password by typing it again.
11. Enter your **Primary E-Mail** address.
12. Click **Complete Account Activation**. The **ParentVUE** home screen appears.
13. Your account has been created! Once you sign out and later want to sign in again, you will just enter your **User Name** and **Password** and click **Login**.

Forget Your Password?

1. If you forget your password, you can either click **Forgot Password** near the **Login** button or click **Create Account or Forgot Password** to expand the options and then click **Forgot Password**.

ParentVUE Account Access

Login

Tucson Unified School District

User Name:

Password:

Forgot Password

Login

Create Account or Forgot Password ▾

Activate Account

Forgot Password

iPhone App

Android App

Mobile App URL
https://parent.tusd1.org

English | Español

Return to common login | Contact | Privacy

Edupoint®
©Copyright 2020 Edupoint, LLC

English | Español
Accessibility Mode

2. You'll be prompted to enter the primary email you set up for the account or your user name for the account.

Send Password Reset Request

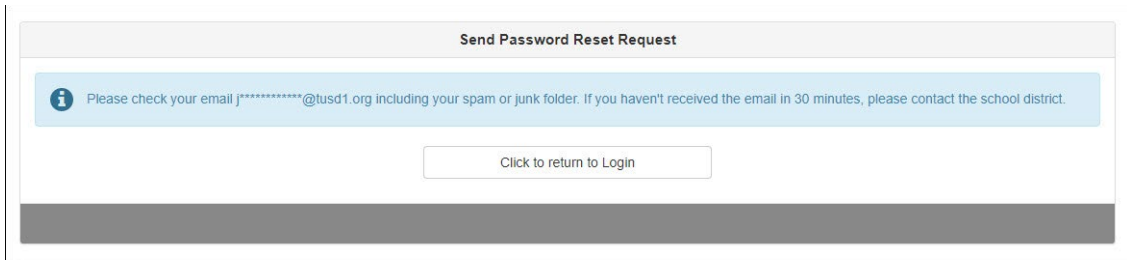
Enter your email address or user name and we will email you a link to change your password.

Send Email

Note: If you no longer have access to the email account you set up for your ParentVUE account, you will need to contact your child's school to have them reset your password. The school can also look up your user name for the account.

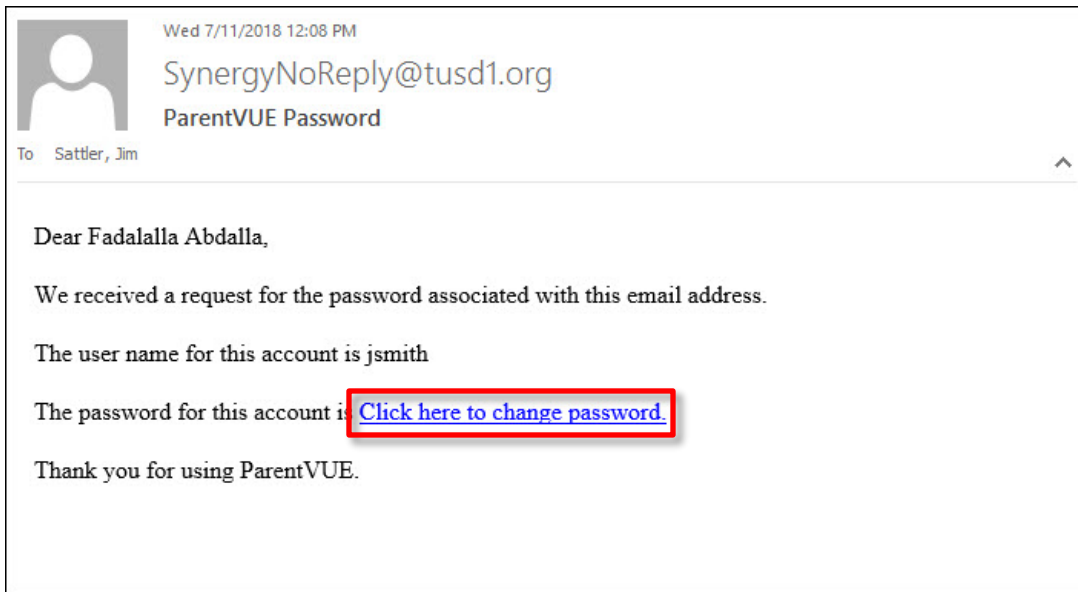
3. Click **Send Email**.

4. A message appears letting you know that an email has been sent to you



5. Check your email for the **ParentVUE Password** message. If the message doesn't appear in your inbox, check your spam/junk email folder or, if you use Gmail, your All Mail folder as well.

Password Email Not Received: If you did not receive a password change email, contact your child's school to have them reset your password.



6. Click the link to change your password.

7. In the **Change Password** screen, enter your **First Name** and **Last Name** as they are on the account.

Change Password

i To change your password, enter your current First and Last Name (must match name on account), type the new password twice to confirm, then press the Change Password button.

User Name

First Name

Last Name

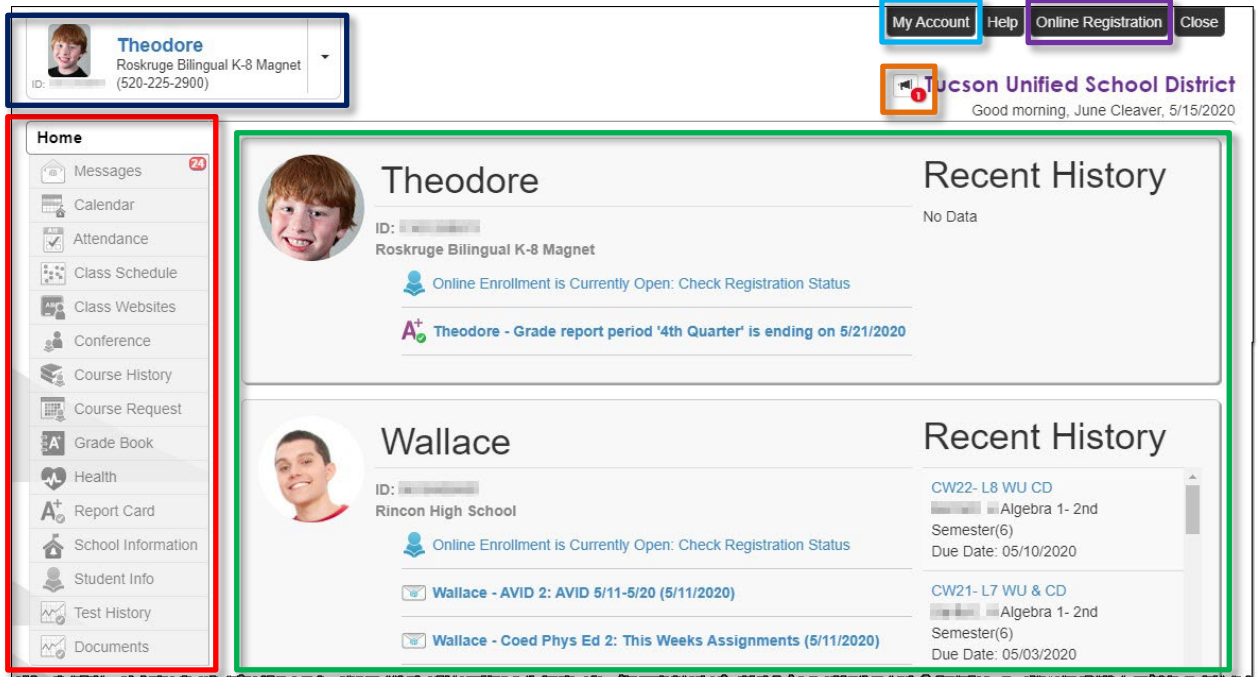
New Password:

Confirm New Password:

Change Password

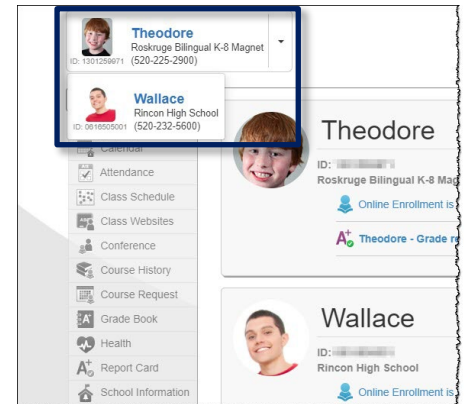
8. Enter a new password and then enter it again to confirm.
9. Click **Change Password**.
10. You can now sign on with your new password.

ParentVUE Home Page



- **Navigation Bar:** Left side of screen. Click an area of information for selected child see [Navigation Bar](#) on p. 10).
- **Recent Events:** Main area. Grading period dates, conference events, school events, attendance notes.
- **District Announcements:** Click icon to view announcement.
- **Children Actively Enrolled:** Click the drop-down to select a child and view his/her information.
- **My Account:** Click to view ParentVUE account information (see [ParentVUE My Account Page](#) on p. 8).
- **Online Registration:** Access online registration. Online Registration Instructions are available at the following link:

<http://tusd1.schooldesk.net/Portals/TUSD1/District/docs/Dist%20Info/Registration/ParentVUEOnlineRegistration.pdf>



ParentVUE My Account Page

Personal Information

Account Information

Instructions: Modify your account information below and press Update Account to apply the changes. To change your password click here: [Change Password](#)

Update Account **Cancel**

Account Detail and Options

Personal Information: NOTE - This information is changeable only by the school office staff. Contact the school directly to change your personal information.

Name	User ID	Home Address	Mail Address	Phone Numbers
[Redacted]	[Redacted]	[Redacted] [Redacted]	Same as Home Address	* Cell: [Redacted] * * Indicates primary contact phone

Adult ID: [Redacted]

Go Paperless! I only want to receive my child's report card on-line, do not send me a printed report card

- This information is changeable only by the school office staff. Contact the school directly to change your personal information.
- Use the **Update Account** if you change any of the information below your **Personal Information** or use the **Cancel** button if you decide not to make the change.
- The **Go Paperless** checkbox lets you opt to receive online report cards only.

Auto Notify

Auto Notify: Check the events below for which ParentVUE will e-mail information to you when an event occurs for any of your children.

Attendance *Notify me when my child is tardy or misses a class*

Auto Notify E-Mail: Enter the e-mail addresses (primary is required) that you want all active notifications sent to:

Primary Email:	[Redacted]@tusd1.org	✓ Verified
Email #1	[Redacted]@gmail.com	✓ Verified
Email #2:		Unverified
Email #3:		Unverified
Email #4		Unverified
Email #5		Unverified

- The **Auto Notify Attendance** checkbox lets you opt in or out. **Auto Notify Email** addresses can be added or updated and Verified

Phone Numbers/Acknowledged Documents

Phone Numbers

	Primary	Type	Phone	Extension	Contact	Listed
Delete <input type="checkbox"/>	<input checked="" type="checkbox"/>	Cell	520-██████		<input checked="" type="checkbox"/>	<input checked="" type="checkbox"/>

+

Acknowledged Documents

Date	Time	Document (click to download)	Response
No data			

- Phone numbers can be changed, added, or deleted. Use the **Plus Sign (+)** to add. Use the **Delete** checkbox to delete.
- Review any **Acknowledged Documents**.

Account Access History

Account Access History

Date	Time	Logged in Successful?	IP Address Accessed From
05/19/2020	2:02 PM	Yes	172.16.254.1
05/19/2020	9:20 AM	Yes	172.16.254.1
05/19/2020	8:29 AM	Yes	172.16.254.1
05/15/2020	2:09 PM	Yes	172.16.254.1
04/02/2020	12:43 PM	Yes	172.16.254.1
03/27/2020	5:30 PM	No	172.16.254.1
03/27/2020	5:30 PM	No	172.16.254.1
03/27/2020	5:30 PM	Yes	172.16.254.1
03/24/2020	11:20 AM	Yes	172.16.254.1
01/28/2020	9:28 AM	Yes	172.16.254.1
01/27/2020	7:52 AM	Yes	172.16.254.1
01/27/2020	7:46 AM	Yes	172.16.254.1
12/03/2019	9:53 AM	Yes	172.16.254.1
12/02/2019	8:53 AM	Yes	172.16.254.1
11/30/2019	12:47 PM	Yes	172.16.254.1

7 15 30
< 1 2 >

Update Account
Cancel


- You'll find date and time records for when you accessed ParentVUE.
- **Update Account** and **Cancel** buttons are also available at the bottom of the page.

Navigation Bar

Home

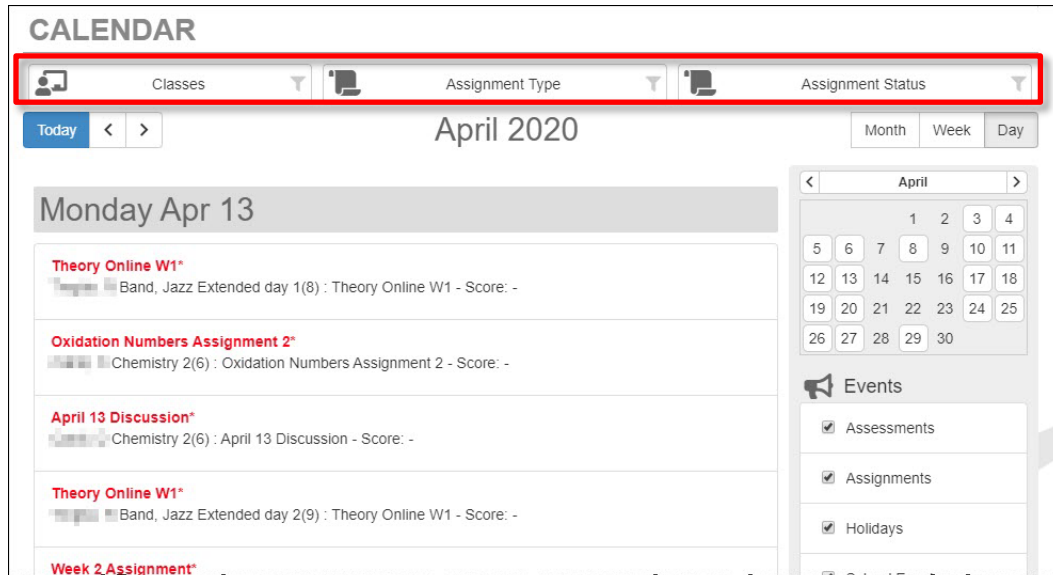
Returns you to the Home screen.

Messages

MESSAGES		
Date	Subject	
 03/07/2018	Online Enrollment is Currently Open: Begin Registration:	

Click the envelope icon to view message content.

Calendar



Click a calendar item to view more detail. There are also filters at the top so you can select a particular class, type of assignment, or status of assignment to limit the amount of information that appears. You can select from Month, Week, and Day views.

Attendance

ATTENDANCE

March 2018 April 2018 May 2018

● Excused ● Tardy ✖ Unexcused ■ Activity ○ Not Scheduled

Q4 (03/26/2018-05/24/2018)

Totals By Course

Art Beginning 2	Green bar with red segment
ELD I Grammar 2	Green bar with red segment
ELD I Listening and...	Green bar with red segment
ELD I Reading 2	Green bar with red segment
ELD I Writing 2	Green bar with red segment
Geometry 2	Green bar with red segment

Totals By Period

■ Tardy ■ Absent

Days of Attendance Detail: off

Detail Toggle: Anytime you see the **Detail** toggle, you can click it on for more detail or off for less. Hover over an icon for a description.

Days of Attendance Detail: on

● Excused ● Tardy ✖ Unexcused ■ Activity ○ Not Scheduled

Catalina High School

Date	Periods								
	0	1	2	3	4	5	6	7	8
04/26/2018		●	●	●	●	●	●		
04/20/2018		●	●	●	●	●	●		
04/06/2018						✖			
04/04/2018					●				
04/03/2018		■	■	■	■	■	■		
04/02/2018		●	●	●	●	●	●		

Attendance Detail

When you click a date in the calendar, **Attendance Detail** expands below the calendar, showing periods, times, teachers, and courses

Attendance Detail						04/03/2018
Dismiss						
Catalina High School						
Period	Time	Course	Room	Teacher	Reason	
Q4						
1	8:25 AM	ELD I Reading 2 05086	E108		School Business	
2	9:18 AM	ELD I Grammar 2 15070	E108		School Business	
3	10:57 AM	ELD I Writing 2 15068	E108		School Business	
4	12:41 PM	Geometry 2 13322	M210		School Business	
5	1:34 PM	Art Beginning 2 06102	M226		School Business	
6	2:27 PM	ELD I Listening and Speaking 2 15082	E106		School Business	

Period Rotation

Some schools are on a period rotation schedule and different classes are held on different days. In that case when you click an attendance date, the **Attendance Detail** displays the courses for that day.

Tucson High Magnet School						
Period	Time	Course	Room	Teacher	Reason	
Q4						
1	8:05 AM	English 6 Cul Rel AfricanAm View 05166	M312			
3	9:46 AM	Academic Core 2 01124	M319			
5	11:27 AM	Precision Machining - Eng Mfg 6 09480	V158			
7	1:45 PM	Algebra II - 2nd Semester 13022	T242			

Tucson High Magnet School						
Period	Time	Course	Room	Teacher	Reason	
Q4						
4	10:41 AM	American History 2 19512	M217			
6	12:59 PM	Earth And Space Science 2 03772	T164			

Class Schedule

CLASS SCHEDULE

Today | S1 | S2
5/15/2020

Monday, Friday

01: 19765 World Hist 2[AP World History 2] - 19765-01 <i>8:00 AM-8:51 AM</i>	Room: MP111
02: 05014 English 10 -2nd Semester - 05014-02 <i>8:56 AM-9:47 AM</i>	Room: N114
03: 06022 Band, Intermediate 2 - 06022-01 <i>9:52 AM-10:48 AM</i>	Room: FA12
04: 06088 Guitar 2 - 06088-02 <i>10:53 AM-11:44 AM</i>	Room: FA12
05: 06068 Theater Arts/Beginning 2 - 06068-02 <i>12:29 PM-1:20 PM</i>	Room: FA05
06: 03462 Chemistry 2 - 03462-02 <i>1:25 PM-2:16 PM</i>	Room: SC103
07: 13024 Algebra II Honors - 2nd Semester - 13024-01 <i>2:21 PM-3:12 PM</i>	Room: M216
08: 063A89 Band, Jazz Extended day 1 - 063A89-2 <i>3:45 PM-4:35 PM</i>	Room: FA12
09: 063A90 Band, Jazz Extended day 2 - 063A90-2 <i>4:40 PM-5:30 PM</i>	Room: FA12

View the student's **Class Schedule**. The schedule for the current day is the default. Click a **Quarter** or **Semester** period in the upper right to view that schedule.

CLASS SCHEDULE

Today | S1 | S2

Student Schedule for S1 (08/01/2019 - 12/19/2019)

Period	Course Title	Room Name	Teacher	Additional Staff Name
1	World History [AP World Histo...	MP111	View Teacher	
2	English 10 -1st Semester	N114	View Teacher	
3	Band, Intermediate 1	FA12	View Teacher	
4	Guitar 1	FA12	View Teacher	
5	Theater Arts/Beginning 1	FA05	View Teacher	
6	Chemistry 1	SC103	View Teacher	
7	Algebra II Honors - 1st Semest...	M216	View Teacher	
8	Band, Jazz Extended day 1	FA12	View Teacher	
9	Band, Jazz Extended day 2	FA12	View Teacher	

Class Websites

CLASS WEBSITES

(S1) French 3(2) SEC:12331-02

(S1) French 3(2) SEC:12331-02

French with Flair
created on: 11/6/2019
 French With Flair
frenchwithflair.weebly.com

TOPICS

- [Class Website](#)
- [Announcements](#)
- [Homework](#)
- [Classroom Documents](#)

Teachers may use **Class Websites** to provide additional class information including **Announcements**, **Homework**, **Classroom Documents**.

Course History

Graduation Status *Class of 2020*

Detail: off

Subject Area	Progress	
Algebra I	100.0%	<div style="width: 100%; height: 10px; background-color: green;"></div>
Algebra II	0.0%	<div style="width: 0%; height: 10px; background-color: gray;"></div>
Geometry	50.0%	<div style="width: 50%; height: 10px; background-color: green;"></div> <div style="width: 50%; height: 10px; background-color: orange;"></div>
American & AZ History/Constitution	0.0%	<div style="width: 0%; height: 10px; background-color: gray;"></div>
English 9	100.0%	<div style="width: 100%; height: 10px; background-color: green;"></div>
English 10	50.0%	<div style="width: 50%; height: 10px; background-color: green;"></div> <div style="width: 50%; height: 10px; background-color: orange;"></div>
English 11	0.0%	<div style="width: 0%; height: 10px; background-color: gray;"></div>
English 12	0.0%	<div style="width: 0%; height: 10px; background-color: gray;"></div>
Math 4	0.0%	<div style="width: 0%; height: 10px; background-color: gray;"></div>

Unweighted
3.75
Rank: 80 out of 262

Weighted GPA
4.10
Rank: 66 out of 262

Test Requirements

Detail: off

TEST
✓

AZ Civics

Student Course History

Detail: off

View progress toward graduation as well as **Test Requirements** and **Student Course History**. Use the **Detail** on/off toggle to view more detailed information.

Grade Book

GRADE BOOK

Classes for Catalina High School 4th Quarter

1: World Hist 2[AP World History 2]			Room: MP111	
S2	B	82.8%	0 Missing Assignments Class Page	Last Update: 4/21/2020
Q4	B	82.8%	0 Missing Assignments Class Page	Last Update: 4/21/2020
2: English 10 -2nd Semester			Room: N114	

View class performance and assignment information. Click the class name or the grading period (quarter/semester).

TUCSON UNIFIED
SCHOOL DISTRICT

Page 14

Assignments for the class and graphical information are then displayed. Click an assignment to view details. Use the drop-down options at the top to select a different class or grading period.

GRADE BOOK

All Classes | 4th Quarter | World Hist 2[AP World History 2] | Q4 | Assignment View

B
82.8%

Category Weighting

Category	Current Grade	% Of Grade
Assessment	48.54%	55.00%
Assignment	21.84%	30.00%
Final	0.00%	15.00%
TOTAL	82.80%	100.00%

Assignments

Date	Assignment	Assignment...	Resources	Score	Score Type	Points	Notes	Drop Box
05/11/2020	week 5 assignment	Assignment	0	Not Graded	Raw Score	100.0000 Points Possible		
04/29/2020	Week 4 Assignment	Assessment	0	Not Graded	Raw Score	100.0000 Points Possible		4/29/2020 - 4/30/2020
04/20/2020	Week 3 assignment	Assessment	0	Not Graded	Raw Score	100.0000 Points Possible		4/20/2020 - 4/21/2020
04/13/2020	Week 2 Assignment	Assignment	0	Not Graded	Raw Score	100.0000 Points Possible		4/13/2020 - 4/14/2020
03/31/2020	Week 1 Assignment	Assessment	0	Not Graded	Raw Score	100.0000 Points Possible		3/31/2020 - 5/22/2020

Click the **Expand** arrow on the left to view additional graphical detail.

1: World Hist 2[AP World History 2] | Room: MP111

^

S2

B
 82.8%

0 Missing Assignments
[Class Page](#)

Last Update: 4/21/2020

Student Performance

Category	Score
Assignment	~30
Assessment	~55
TOTAL	~95
Final	~15

Class Grades

22%
A

Health

HEALTH SUMMARY							
							Immunizations
Immunization Summary							
Name	Status as of 7/11/2018	Dosage Information					
		1	2	3	4	5	6
Dtap Series	<input checked="" type="checkbox"/> Compliant	01/16/2002	04/15/2002	06/05/2002	04/25/2007		
Td only	 Up-to-date						
Tdap Booster	<input checked="" type="checkbox"/> Compliant	03/21/2018					
MMR	<input checked="" type="checkbox"/> Compliant	01/06/2003	04/25/2007				
Polio	<input checked="" type="checkbox"/> Compliant	01/16/2002	04/15/2002	06/05/2002	04/25/2007		

View immunization status.

Report Card

REPORT CARD	
Student Grades	4th Qtr Progress ▾
Catalina High School	
Click here to view report card for 4th Qtr Progress	
1	<p>World Hist 2[AP World History 2] (19765)</p> <p>Room: MP111</p> <p>P4 B Citizenship:</p> <p>Teacher Ad Hoc Comment:</p>
2	<p>English 10 -2nd Semester (05014)</p> <p>Room: N114</p> <p>P4 A Citizenship:</p> <p>Teacher Ad Hoc Comment:</p>

When report cards are ready, you can download a PDF version. Use the grading period drop-down to select a prior grading period.

School Information

SCHOOL INFORMATION

School Information		
Principal Antasio Holley	School Name Catalina High School	Address 3645 E Pima St Tucson, AZ 85716
Phone 520-232-8400	Fax 520-232-8401	Website URL

School Staff Contact List			
Staff Name	Job Title	Phone	Extension
Q	Q		
	Teacher	555-1234	
	School Support Staff		
	Direct Link		
	School Support Staff	555-1234	
	School Support Staff		
	Teacher	555-1234	

View school contact information.

Student Information

STUDENT INFO

Student Information

Student Information

Student Name	Perm ID	Gender Male	Grade 10	Home Address Tucson, AZ 85716
Last Name Goes By	Nick Name	Birth Date		Email email@edupoint.com
Phone 520-555-1234	Track	School Name Catalina High School		
Homeroom Teacher	Room Name FA12	Counselor Name		

IN CASE OF EMERGENCY: Names of persons who can assume temporary responsibility

Orderby	Name	Relationship Emergency/Other	Home Phone	Work Phone	Mobile Phone	Other Phone
1						
2						

Student Locker

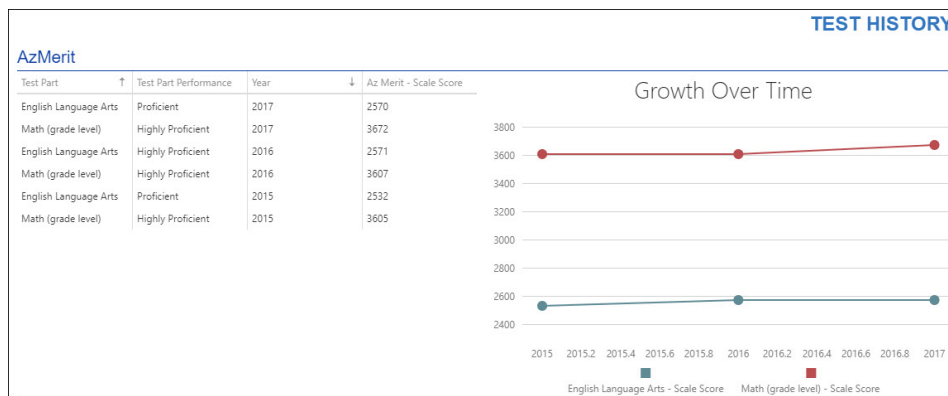
Locker Number	Type	Location	Vertical Location	Combination
No student locker information provided				

Transportation Information

AM Route	Pickup Bus Stop	Pickup Time	Alternate Pickup Address	AM Transfer Shuttle	PM Route	Drop Off Bus Stop	Drop Off Time	Alternate Drop Off Address	PM Transfer Shuttle
	Walker - Not Eligible for Transportation	12:00 AM				Walker - Not Eligible for Transportation	12:00 AM		

Review your child's information to make sure it is correct. If you find anything that needs to be changed, notify the school or go to the Online Registration tab at the top of ParentVUE and update information.

Test History



Currently this screen displays AzMerit scores.

Documents

DOCUMENTS		
Documents		
Upload Date	Document	Document Category
04/28/2020	2019-20 P4	Report Card
03/23/2020	2019-20 Q3	Report Card
02/11/2020	2019-20 P3	Report Card
12/20/2019	2019 Qtr 2	Report Card
11/19/2019	2019-20 P2	Report Card
10/07/2019	2019-20 Q1	Report Card
09/04/2019	2019-20 P1	Report Card
05/24/2019	2018-19 Q4	Report Card
04/25/2019	2018-19 4th Qtr Prg	Report Card
03/20/2019	18-19 3rd Qtr	Report Card
06/25/2018	2017-18 Q4	Report Card

You can access report cards from previous years. Just click the item in the **Document** column.