

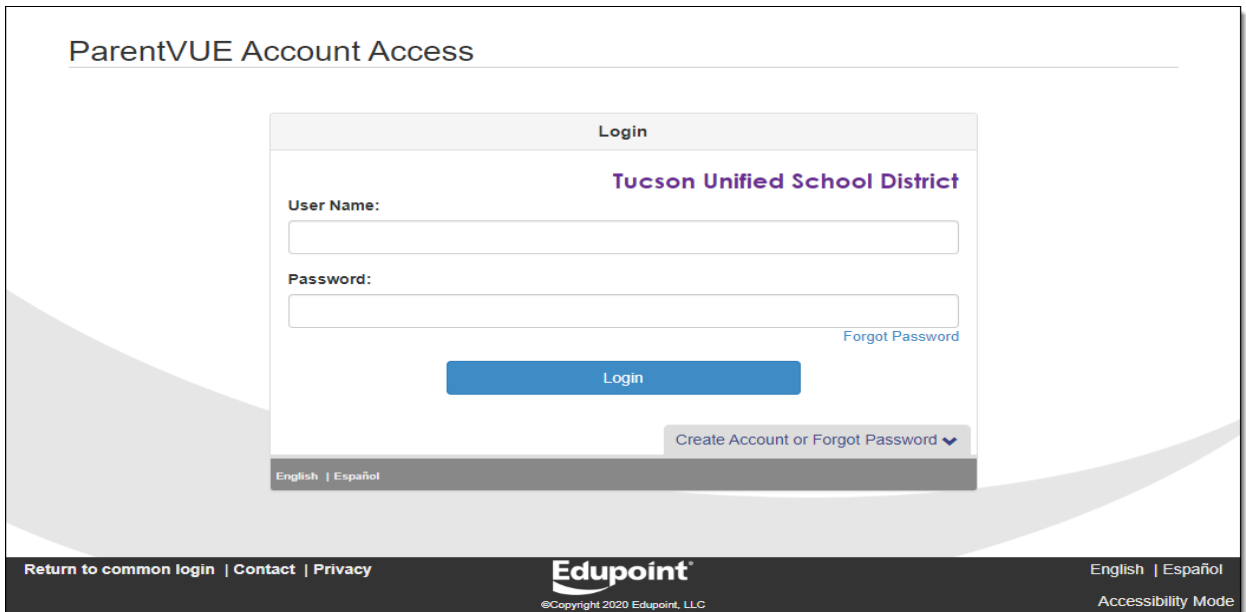
Misingi ya ParentVUE: Uanzishaji na Matumizi

Kabla Hujaanza

- Unaweza kufikia ParentVUE kupitia kivinjari kwenye kompyuta yoyote.
- Pia kuna programu ya ParentVUE unaweza kupakua kwa kifaa chochote cha rununu. Tafuta tu "ParentVUE" katika duka la programu kwa kifaa chako cha rununu na uipakue bure.
- Uanzishaji wa akaunti ya kwanza unaweza kufanywa kupitia kwa wavuti ya ParentVUE ukitumia kivinjari au kutumia programu ya rununu ya ParentVUE.
- ParentVUE hukuruhusu kuona habari kuhusu watoto wako ambao sasa wanasoma shule za TUSD. Fikia mahudhurio, darasa, na habari ya kazi ya nyumbani.
- Kabla ya kuingia kwenye ParentVUE, shule ambayo mtoto wako anasoma lazima itoe kitufe cha uanzishaji ili uweze kuingia hapo awali.

Kumbuka: Picha za skrini katika hati hii zinaonyesha kiolesura cha ParentVUE kinachopatikana kupitia kivinjari.

ParentVUE Mtandaoni: parent.tusd1.org



ParentVUE Account Access

Login

Tucson Unified School District

User Name:

Password:

[Forgot Password](#)

Login

Create Account or Forgot Password ▼

English | Español

Return to common login | Contact | Privacy

Edupoint
©Copyright 2020 Edupoint, LLC

English | Español
Accessibility Mode

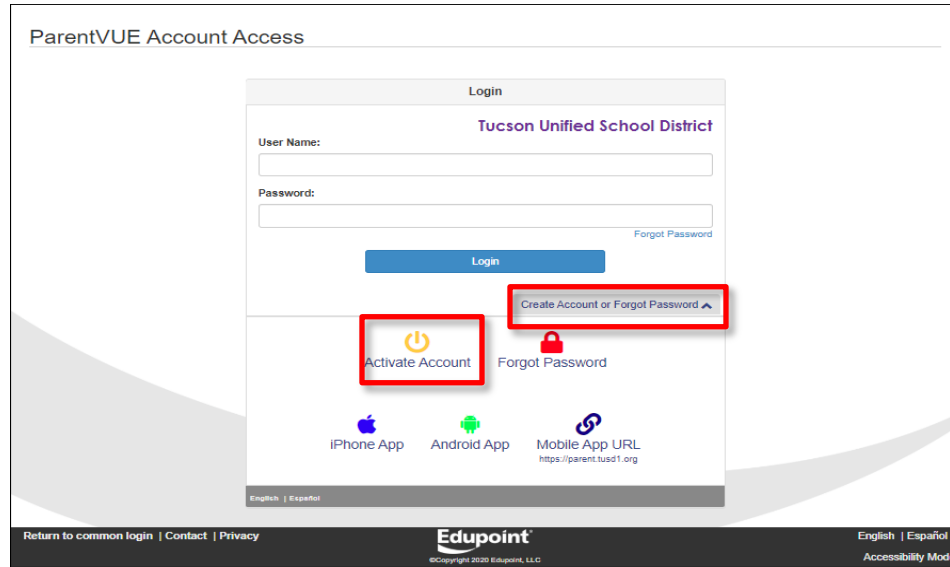
Ikiwa tayari umeamilisha akaunti yako, ingiza **Jina lako la Mtumiaji** na **Nenosiri** na ubofye **Login**. Endelea kwa [Ukurasa wa Mwanzo wa ParentVUE](#) (p. 6) ili uanze kuchunguza.

Ikiwa unahitaji kuamsha akaunti yako, ebu endelea kwenye ukurasa unaofuata.

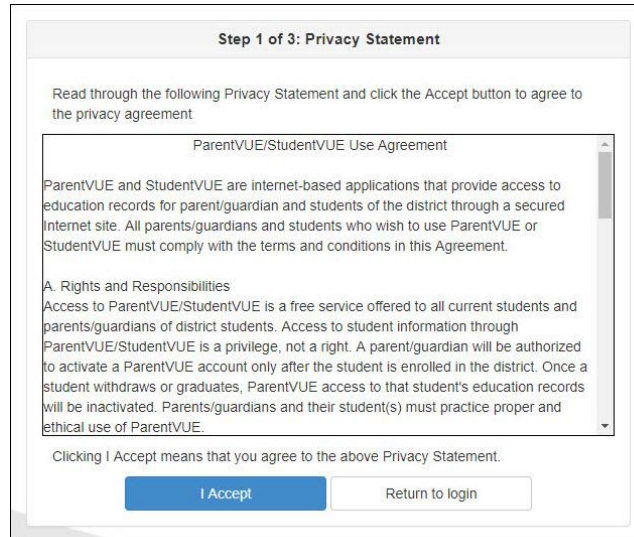
Kuingia kwa Awali / Uanzishaji wa Akaunti

1. Kwenye kompyuta yako, fungua kivinjari chako cha wavuti na uende kwa anwani ya wavuti ya TUSD ParentVUE. Mara ya kwanza kuingia, utahitaji kutumia ufunguo wako wa uanzishaji ili kuunda akaunti yako.

Uanzishaji wa akaunti ya kwanza unaweza kufanywa kupitia wavuti ya ParentVUE kwa kutumia kivinjari au kupitia programu ya rununu ya ParentVUE.



2. Bonyeza **Create Account** au **Forgot Password** ili kupanua chaguzi.
3. Bonyeza **Activate Account**.
4. Katika skrini inayofuata utahamasishwa kusoma na kukubali taarifa ya faragha.



5. Bonyeza **I Accept** ili kuendelea

6. Utaendelea kwenye skrini inayofuata katika mchakato wa uanzishaji wa akaunti.

Step 2 of 3: Sign In with Activation Key

Please enter your first name, last name and the 7 character authentication key (provided to you by the district), to activate your ParentVUE account:

First Name

Last Name

Activation Key

[Continue to Step 3](#)

7. Andika Jina lako la Kwanza, la Mwisho na Ufunguo wa Uamilishaji.

MUHIMU: Andika jina lako haswa jinsi inavyoonekana kwenye karatasi iliyochapishwa na nambari yako ya uanzishaji.

8. Bonyeza **Continue to Step 3**.

9. Katika skrini inayofuata, andika **Jina la Mtumiaji** na **Nenosiri**.

Step 3 of 3: Choose user name and password

Welcome **Fadalalla Abdalla**. To complete your account activation you will need to create your username and password. Remember that passwords are case sensitive. Your password can consist of numbers and letters and must be a minimum of 6 characters in length.

User Name

Password

Confirm Password

Primary E-Mail

[Complete Account Activation](#)

10. Thibitisha nywila yako kwa kuiandika tena.

11. Ingiza anwani yako ya **Msingi ya Barua-pepe**.

12. Bonyeza **Complete Account Activation**. Skrini ya kwanza **ParentVUE** inaonekana.

13. Akaunti yako imeundwa! Mara tu utakapoondoka na baadaye unataka kuingia tena, utaingiza tu **Jina la Mtumiaji** na **Nenosiri** na ubofye **Login**.

Kusahau Nywila Yako?

1. Ukisahau nenosiri lako, unaweza kubofya **Forgot Password** karibu na kitufe cha **Login** au bonyeza **Create Account or Forgot Password** ili kupanua chaguzi na kisha bonyeza **Forgot Password**.

ParentVUE Account Access

Login

Tucson Unified School District

User Name:

Password:

Forgot Password

Login

Create Account or Forgot Password ^

Activate Account

Forgot Password

iPhone App

Android App

Mobile App URL
<https://parent.tusd1.org>

English | Español

Return to common login | Contact | Privacy

Edupoint

English | Español

Accessibility Mode

2. Utaombwa kuingiza barua pepe ya msingi uliyoweka kwa akaunti ao jina la mtumiaji wa akaunti hiyo.

Send Password Reset Request

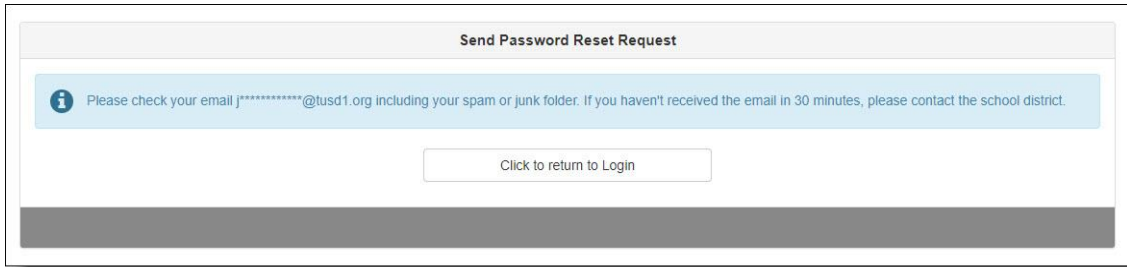
Enter your email address or user name and we will email you a link to change your password.

Send Email

Kumbuka: Ikiwa huwezi tena kufikia akaunti ya barua pepe uliyoweka kwa akaunti yako ya ParentVUE, utahitaji kuwasiliana na shule ya mtoto wako ili warudishe nywila yako. Shule pia inaweza kutafuta jina lako la mtumiaji kwa akaunti hiyo.

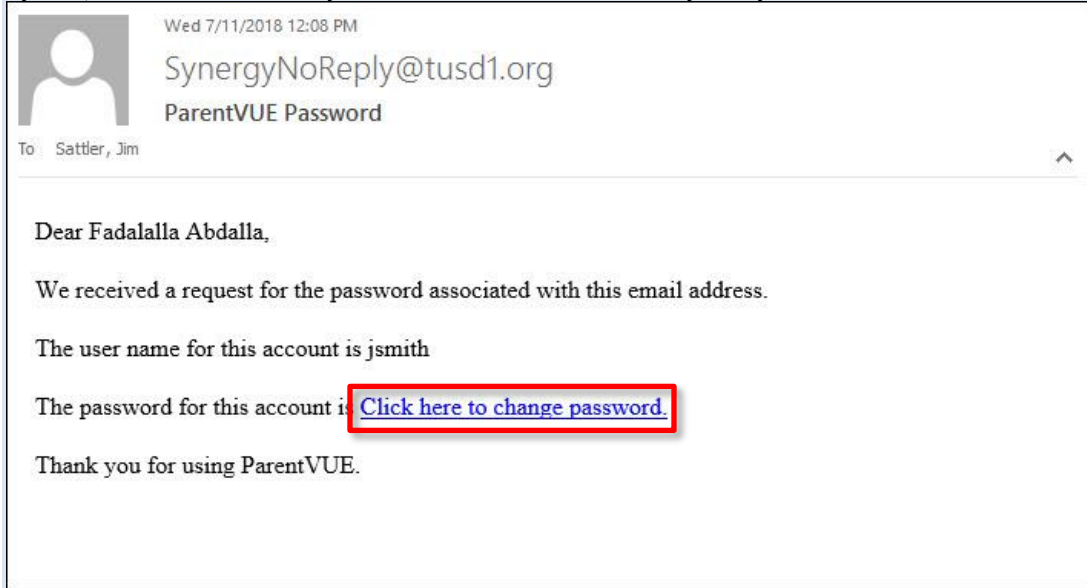
3. Bonyeza **Send Email**.

4. Ujumbe unaonekana kukujulisha kuwa barua pepe imetumwa kwako



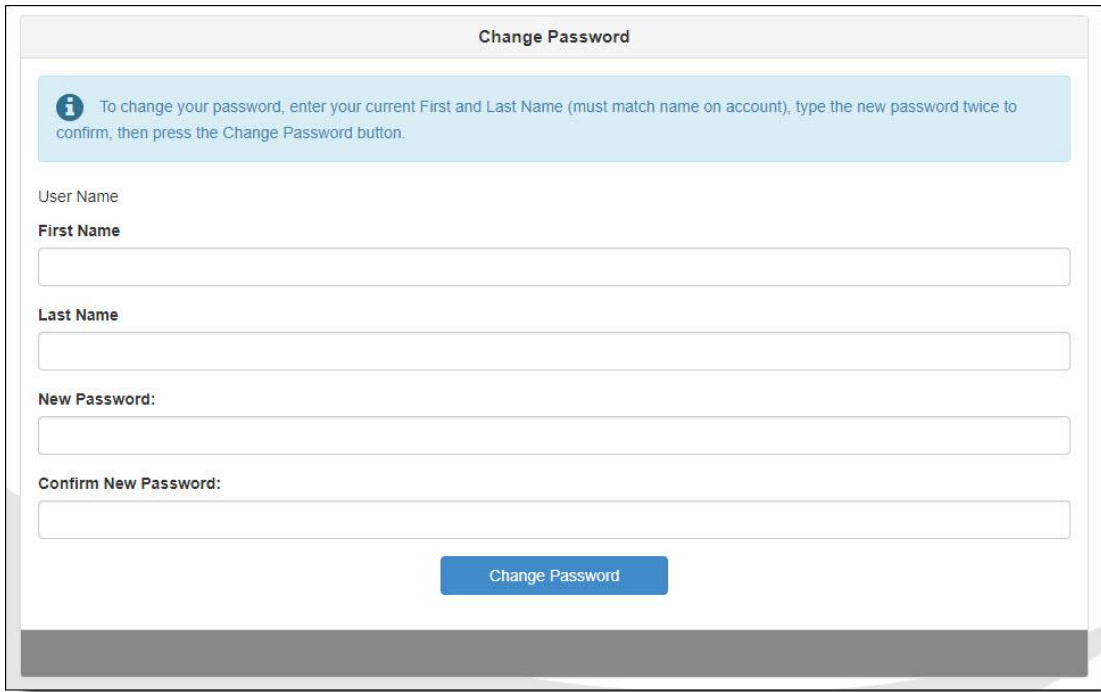
5. Angalia barua pepe yako kwa ujumbe wa **Nenosiri la ParentVUE**. Ikiwa ujumbe hauonekani kwenye kikasha chako, angalia folda yako ya barua taka / barua taka au, ikiwa unatumia Gmail, folda yako ya Barua zote pia.

Barua pepe ya Nenosiri Haikupokelewa: Ikiwa haukupokea barua pepe ya kubadilisha nywila, wasiliana na shule ya mtoto wako ili warudishe nywila yako.



6. Bonyeza kiungo ili kubadilisha nenosiri lako.

7. Katika skrini ya **Change Password**, ingiza **Jina lako la kwanza na la mwisho** kama ilivyo kwenye akaunti.



The screenshot shows a web form titled "Change Password". At the top, there is a light blue informational box with an information icon and the text: "To change your password, enter your current First and Last Name (must match name on account), type the new password twice to confirm, then press the Change Password button." Below this, the form has four input fields: "User Name" (with sub-labels "First Name" and "Last Name"), "New Password:", and "Confirm New Password:". A blue "Change Password" button is centered at the bottom of the form area.

8. Ingiza nywila mpya na kisha ingiza tena ili uthibitishie.
9. Bonyeza **Change Password**.
10. Sasa unaweza kuingia na nywila yako mpya.

Ukurasa wa Mwanzo wa ParentVUE

The screenshot shows the ParentVUE interface. At the top right, there are buttons for 'My Account', 'Help', 'Online Registration', and 'Close'. Below these, the district name 'Tucson Unified School District' and the date 'Good morning, June Cleaver, 5/15/2020' are displayed. On the left, a navigation menu is highlighted with a red box, listing options like Messages, Calendar, Attendance, Class Schedule, Class Websites, Conference, Course History, Course Request, Grade Book, Health, Report Card, School Information, Student Info, Test History, and Documents. The main content area features two student profiles: Theodore from Roskrige Bilingual K-8 Magnet and Wallace from Rincon High School. Each profile includes a 'Recent History' section with course information and dates.

- **Baa ya Urambazaji:** Upande wa kushoto wa skrini. Bonyeza eneo la habari kwa mtoto aliyechaguliwa angalia [Baa ya Urambazaji](#) kwenye p. 7).
- **Matukio ya hivi Karibuni:** Eneo kuu. Tarehe za vipindi vya kuweka daraja, hafla za mkutano, hafla za shule, maelezo ya mahudhurio.
- **Matangazo ya Wilaya:** Bonyeza ikoni ili uone tangazo.
- **Watoto waliojiandikisha kikamilifu:** Bonyeza orodha ya kushuka ili kuchagua mtoto na uone maelezo yake.
- **Akaunti yangu:** Bonyeza ili uone maelezo ya akaunti ya ParentVUE (angalia [ParentVUE My Account Page](#) kwenye p. 8).
- **Usajili Mkondoni:** Fikia usajili mtandaoni. Maagizo ya Usajili Mkondoni yanapatikana kwenye kiunga kifuatacho:

<http://tusd1.schooldesk.net/Portals/TUSD1/District/docs/Dist%20Info/Registration/ParentVUEOnlineRegistration.pdf>

This screenshot shows a different view of the ParentVUE interface. It features a navigation menu on the left and two student profiles: Theodore and Wallace. The Theodore profile is highlighted with a blue box, and the Wallace profile is highlighted with a red box. The interface shows various options like Attendance, Class Schedule, Class Websites, Conference, Course History, Course Request, Grade Book, Health, Report Card, and School Information.

ParentVUE Ukurasa wa Akaunti Yangu

Maelezo ya Kibinafsi

Account Information

i Instructions: Modify your account information below and press Update Account to apply the changes. To change your password click here: [Change Password](#)

Update Account **Cancel**

Account Detail and Options

Personal Information: NOTE - This information is changeable only by the school office staff. Contact the school directly to change your personal information.

Name	User ID	Home Address	Mail Address	Phone Numbers
[Redacted]	[Redacted]	Tucson, AZ [Redacted]	Same as Home Address	* Cell: [Redacted] ** Indicates primary contact phone

Adult ID
[Redacted]

- Habari hii inabadilishwa tu na wafanyakazi wa ofisi ya shule. Wasiliana na shule moja kwa moja ili kubadilisha maelezo yako ya kibinafsi.
- Tumia Akaunti ya Kusasisha ikiwa utabadilisha habari yoyote iliyo chini ya **Maelezo yako ya Kibinafsi** au tumia kitufe cha **Ghairi** ukiamua kutofanya mabadiliko.

Julisha Kiotomatiki

Auto Notify: Check the events below for which ParentVUE will e-mail information to you when an event occurs for any of your children.

Attendance *Notify me when my child is tardy or misses a class*

Auto Notify E-Mail: Enter the e-mail addresses (primary is required) that you want all active notifications sent to:

Primary Email:	[Redacted]@tUSD1.org	Verified
Email #1	[Redacted]@gmail.com	Verified
Email #2:		Unverified
Email #3:		Unverified
Email #4		Unverified
Email #5		Unverified

- Sanduku la kuangalia la **Mahudhurio ya Kiotomatiki** hukuruhusu kuchagua kuingia au kutoka. **Kujulisha kiotomatiki Anwani za barua pepe** zinaweza kuongezwa au kusasishwa na Kuthibitishwa

Nambari za Simu / Nyaraka Zilizotambuliwa

Phone Numbers

	Primary	Type	Phone	Extension	Contact	Listed
Delete <input type="checkbox"/>	<input checked="" type="checkbox"/>	Cell	520- 		<input checked="" type="checkbox"/>	<input checked="" type="checkbox"/>

+

Acknowledged Documents

Date	Time	Document (click to download)	Response
No data			

- Nambari za simu zinaweza kubadilishwa, kuongezwa, au kufutwa. Tumia **Ishara ya Pamoja (+)** kuongeza. Tumia kisanduku cha **Futa** ili kufuta.
- Pitia Hati zozote zinazotambuliwa.

Historia ya Ufikiaji wa Akaunti

Account Access History

Date	Time	Logged in Successful?	IP Address Accessed From
05/19/2020	2:02 PM	Yes	172.16.254.1
05/19/2020	9:20 AM	Yes	172.16.254.1
05/19/2020	8:29 AM	Yes	172.16.254.1
05/15/2020	2:09 PM	Yes	172.16.254.1
04/02/2020	12:43 PM	Yes	172.16.254.1
03/27/2020	5:30 PM	No	172.16.254.1
03/27/2020	5:30 PM	No	172.16.254.1
03/27/2020	5:30 PM	Yes	172.16.254.1
03/24/2020	11:20 AM	Yes	172.16.254.1
01/28/2020	9:28 AM	Yes	172.16.254.1
01/27/2020	7:52 AM	Yes	172.16.254.1
01/27/2020	7:46 AM	Yes	172.16.254.1
12/03/2019	9:53 AM	Yes	172.16.254.1
12/02/2019	8:53 AM	Yes	172.16.254.1
11/30/2019	12:47 PM	Yes	172.16.254.1

7 15 30
< 1 2 >

Update Account
Cancel


- Utapata rekodi za tarehe na saa wakati ulipofikia ParentVUE.
- Sasisha vifungo vya Akaunti na Ghairi pia vinapatikana chini ya ukurasa.

Baa ya Urambazaji

Mwanzo

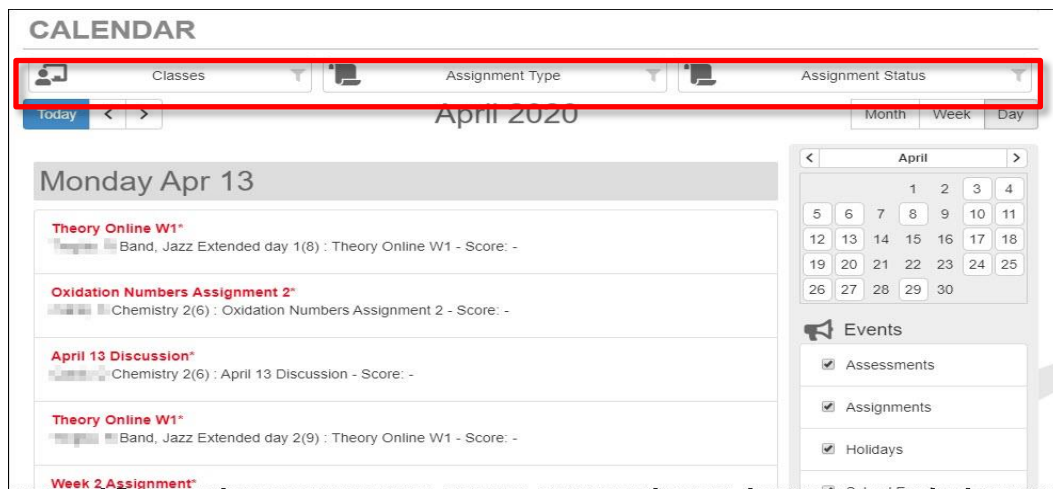
Inakurudisha kwenye Skrini ya kwanza.

Ujumbe

MESSAGES	
Date	Subject
 03/07/2018	Online Enrollment is Currently Open: Begin Registration:

Bonyeza ikoni ya bahasha ili uone yaliyomo kwenye ujumbe.

Kalenda



Bonyeza kipengee cha kalenda ili uone maelezo zaidi. Pia kuna vichungi hapo juu ili uweze kuchagua darasa fulani, aina ya mgawo, au hali ya mgawo kupunguza kiwango cha habari kinachoonekana. Unaweza kuchagua kutoka kwa maoni ya Mwezi, Wiki, na Siku.

Mahudhurio

ATTENDANCE

March 2018 April 2018 May 2018

Legend: Excused (green circle), Tardy (orange circle), Unexcused (red X), Activity (green square), Not Scheduled (grey circle)

Q4 (03/26/2018-05/24/2018)

Totals By Course

Art Beginning 2	Green bar
ELD I Grammar 2	Green bar
ELD I Listening and...	Green bar
ELD I Reading 2	Green bar
ELD I Writing 2	Green bar
Geometry 2	Green bar

Totals By Period

Legend: Tardy (orange), Absent (red)

Days of Attendance Detail: off

Kugeza maelezo: Wakati wowote unapoona ugeuzaji wa maelezo, unaweza kubofya kwa maelezo zaidi ao nafuu . kuruka juu ya ikoni kwa maelezo.

Days of Attendance Detail: on

Legend: Excused (green circle), Tardy (orange circle), Unexcused (red X), Activity (green square), Not Scheduled (grey circle)

Catalina High School

Date	Periods								
	0	1	2	3	4	5	6	7	8
04/26/2018		Excused	Excused	Excused	Excused	Excused	Excused		
04/20/2018		Excused	Excused	Excused	Excused	Excused	Excused		
04/06/2018						Unexcused			
04/04/2018					Tardy				
04/03/2018		Activity	Activity	Activity	Activity	Activity	Activity		
04/02/2018		Excused	Excused	Excused	Excused	Excused	Excused		

Maelezo ya Mahudhurio

Unapobofya tarehe kwenye kalenda, Maelezo ya Mahudhurio yanapanuka chini ya kalenda, kuonyesha vipindi, nyakati, walimu, na kozi

Attendance Detail						04/03/2018
Dismiss						
Catalina High School						
Period	Time	Course	Room	Teacher	Reason	
Q4						
1	8:25 AM	ELD I Reading 2 05086	E108	[Redacted]	School Business	
2	9:18 AM	ELD I Grammar 2 15070	E108	[Redacted]	School Business	
3	10:57 AM	ELD I Writing 2 15068	E108	[Redacted]	School Business	
4	12:41 PM	Geometry 2 13322	M210	[Redacted]	School Business	
5	1:34 PM	Art Beginning 2 06102	M226	[Redacted]	School Business	
6	2:27 PM	ELD I Listening and Speaking 2 15082	E106	[Redacted]	School Business	

Mzunguko wa Kipindi

Shule zingine ziko kwenye ratiba ya mzunguko wa vipindi na darasa tofauti hufanyika kwa siku tofauti. Katika kesi hiyo unapobofya tarehe ya mahudhurio, **Maelezo ya Mahudhurio** huonyesha kozi za siku hiyo.

Tucson High Magnet School						
Period	Time	Course	Room	Teacher	Reason	
Q4						
1	8:05 AM	English 6 Cul Rel AfricanAm View 05166	M312	[Redacted]		
3	9:46 AM	Academic Core 2 01124	M319	[Redacted]		
5	11:27 AM	Precision Machining - Eng Mfg 6 09480	V158	[Redacted]		
7	1:45 PM	Algebra II - 2nd Semester 13022	T242	[Redacted]		

Tucson High Magnet School						
Period	Time	Course	Room	Teacher	Reason	
Q4						
4	10:41 AM	American History 2 19512	M217	[Redacted]		
6	12:59 PM	Earth And Space Science 2 03772	T164	[Redacted]		

Ratiba ya Darasa

CLASS SCHEDULE

Today | S1 | S2
5/15/2020

Monday, Friday

01: 19765 World Hist 2[AP World History 2] - 19765-01 <i>8:00 AM-8:51 AM</i>	Room: MP111
02: 05014 English 10 -2nd Semester - 05014-02 <i>8:56 AM-9:47 AM</i>	Room: N114
03: 06022 Band, Intermediate 2 - 06022-01 <i>9:52 AM-10:48 AM</i>	Room: FA12
04: 06088 Guitar 2 - 06088-02 <i>10:53 AM-11:44 AM</i>	Room: FA12
05: 06068 Theater Arts/Beginning 2 - 06068-02 <i>12:29 PM-1:20 PM</i>	Room: FA05
06: 03462 Chemistry 2 - 03462-02 <i>1:25 PM-2:16 PM</i>	Room: SC103
07: 13024 Algebra II Honors - 2nd Semester - 13024-01 <i>2:21 PM-3:12 PM</i>	Room: M216
08: 063A89 Band, Jazz Extended day 1 - 063A89-2 <i>3:45 PM-4:35 PM</i>	Room: FA12
09: 063A90 Band, Jazz Extended day 2 - 063A90-2 <i>4:40 PM-5:30 PM</i>	Room: FA12

Tazama **Ratiba ya Darasa** la mwanafunzi. Ratiba ya siku ya sasa ni chaguumsingi. Bonyeza kipindi cha **Robo** ao **Muhula** upande wa juu kulia ili kuona ratiba hiyo.

CLASS SCHEDULE

Today | S1 | S2

Student Schedule for S1 (08/01/2019 - 12/19/2019)

Period	Course Title	Room Name	Teacher	Additional Staff Name
1	World History [AP World Histo...	MP111		
2	English 10 -1st Semester	N114		
3	Band, Intermediate 1	FA12		
4	Guitar 1	FA12		
5	Theater Arts/Beginning 1	FA05		
6	Chemistry 1	SC103		
7	Algebra II Honors - 1st Semest...	M216		
8	Band, Jazz Extended day 1	FA12		
9	Band, Jazz Extended day 2	FA12		

Wavuti za Darasa

CLASS WEBSITES

(S1) French 3(2) SEC:12331-02

(S1) French 3(2) SEC:12331-02

French with Flair

created on: 11/6/2019

French With Flair

frenchwithflair.weebly.com

TOPICS

- Class Website
- Announcements
- Homework
- Classroom Documents

Walimu wanaweza kutumia **Wavuti za Darasa** kutoa habari ya ziada ya darasa pamoja na **Matangazo**, **Kazi za nyumbani**, **Nyaraka za Darasa**.

Historia ya Kozi

Graduation Status *Class of 2020*
Detail: off

Subject Area	Progress	
Algebra I	100.0%	<div style="width: 100%; height: 10px; background-color: green;"></div>
Algebra II	0.0%	<div style="width: 0%; height: 10px; background-color: gray;"></div>
Geometry	50.0%	<div style="width: 50%; height: 10px; background-color: green;"></div> <div style="width: 50%; height: 10px; background-color: orange;"></div>
American & AZ History/Constitution	0.0%	<div style="width: 0%; height: 10px; background-color: gray;"></div>

English 9	100.0%	<div style="width: 100%; height: 10px; background-color: green;"></div>
English 10	50.0%	<div style="width: 50%; height: 10px; background-color: green;"></div> <div style="width: 50%; height: 10px; background-color: orange;"></div>
English 11	0.0%	<div style="width: 0%; height: 10px; background-color: gray;"></div>
English 12	0.0%	<div style="width: 0%; height: 10px; background-color: gray;"></div>
Math 4	0.0%	<div style="width: 0%; height: 10px; background-color: gray;"></div>

Test Requirements

TEST

✓

AZ Civics

Detail: off

Student Course History

Detail: off

Unweighted

3.75

Rank: 80 out of 262

Weighted GPA

4.10

Rank: 66 out of 262

Angalia maendeleo kuelekea kuhitimu na vile vile **Mahitaji ya Mtihani na Historia ya Kozi ya Wanafunzi**. Tumia maelezo ya kuwasha / kuzima ili kuona habari zaidi.

Kadi ya Ripoti

GRADE BOOK

Classes for Catalina High School 4th Quarter

1: World Hist 2[AP World History 2] Room: MP111

▼

S2

B

82.8%

0 Missing Assignments

[Class Page](#)

Last Update: 4/21/2020

▼

Q4

B

82.8%

0 Missing Assignments

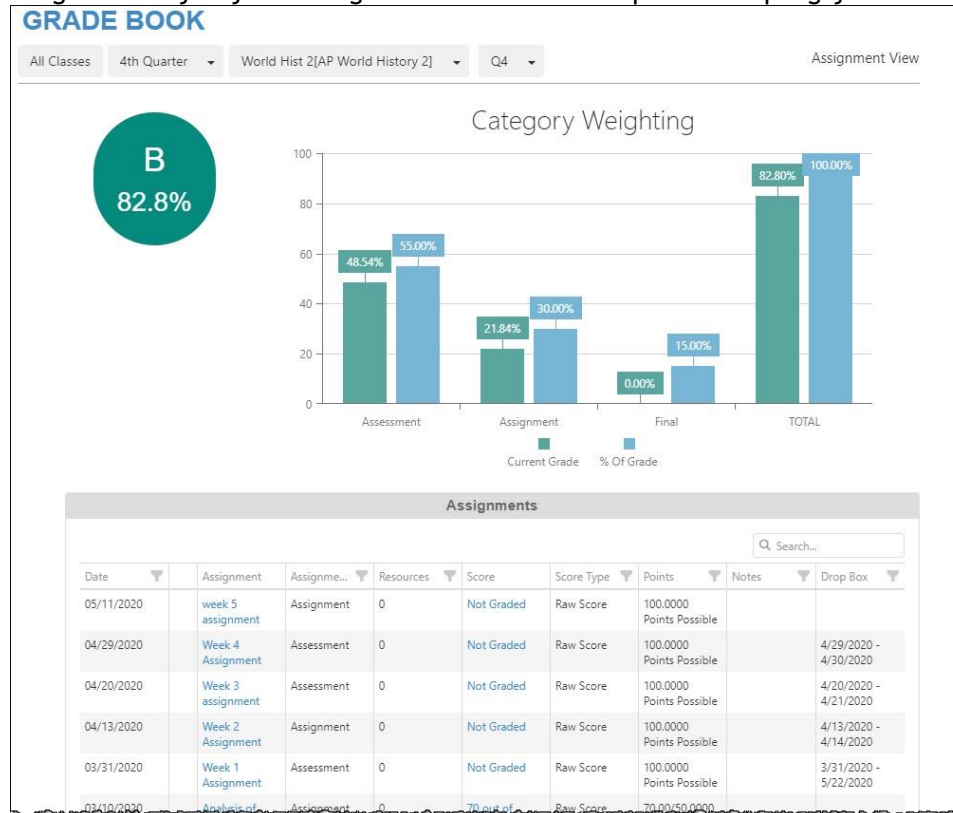
[Class Page](#)

Last Update: 4/21/2020

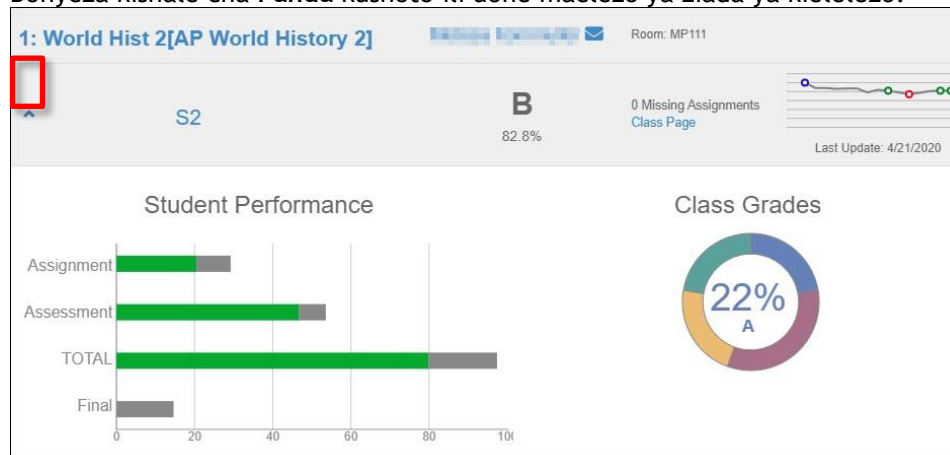
2: English 10 -2nd Semester Room: N114

Angalia utendaji wa darasa na habari ya zoezi. Bonyeza jina la darasa au kipindi cha upangaji (robo / muhula).

Kazi kwa darasa na habari ya picha huonyeshwa. Bonyeza zoezi ili uone maelezo. Tumia chaguo za kunjuzi juu kuchagua darasa tofauti ao kipindi cha upangaji.



Bonyeza kishale cha Panua kushoto ili uone maelezo ya ziada ya kielelezo.



Afya

HEALTH SUMMARY							
Immunizations							
Immunization Summary							
Name	Status as of 7/11/2018	Dosage Information					
		1	2	3	4	5	6
Dtap Series	<input checked="" type="checkbox"/> Compliant	01/16/2002	04/15/2002	06/05/2002	04/25/2007		
Td only	 Up-to-date						
Tdap Booster	<input checked="" type="checkbox"/> Compliant	03/21/2018					
MMR	<input checked="" type="checkbox"/> Compliant	01/06/2003	04/25/2007				
Polio	<input checked="" type="checkbox"/> Compliant	01/16/2002	04/15/2002	06/05/2002	04/25/2007		

Angalia hali ya chanjo.

Kadi ya ripoti

REPORT CARD	
Student Grades	4th Qtr Progress
Catalina High School	
Click here to view report card for 4th Qtr Progress	
1	<p>World Hist 2[AP World History 2] (19765)</p> <p></p> <p>Room: MP111</p> <p>P4 B Citizenship:</p> <p>Teacher Ad Hoc Comment:</p>
2	<p>English 10 -2nd Semester (05014)</p> <p></p> <p>Room: N114</p> <p>P4 A Citizenship:</p> <p>Teacher Ad Hoc Comment:</p>

Wakati kadi za ripoti ziko tayari, unaweza kupakua toleo la PDF. Tumia menyu kunjuzi ya kipindi cha kuchagua ili kuchagua kipindi cha upangaji wa awali.

Habari ya Shule

SCHOOL INFORMATION

School Information		
Principal Antasio Holley	School Name Catalina High School	Address 3645 E Pima St Tucson, AZ 85716
Phone 520-232-8400	Fax 520-232-8401	Website URL

School Staff Contact List			
Staff Name	Job Title	Phone	Extension
<input type="text" value="Q"/>	<input type="text" value="Q"/>		
	Teacher	555-1234	
	School Support Staff		
	Direct Link		
	School Support Staff	555-1234	
	School Support Staff		
	Teacher	555-1234	

Angalia habari ya mawasiliano ya shule.

Habari za Mwanafunzi

STUDENT INFO

Student Information

Student Information

Student Name	Perm ID	Gender Male	Grade 10	Home Address Tucson, AZ 85716
Last Name Goes By	Nick Name	Birth Date		Email email@edupoint.com
Phone 520-555-1234	Track	School Name Catalina High School		
Homeroom Teacher	Room Name FA12	Counselor Name		

IN CASE OF EMERGENCY: Names of persons who can assume temporary responsibility

Orderby	Name	Relationship Emergency/Other	Home Phone	Work Phone	Mobile Phone	Other Phone
1						
2						

Student Locker

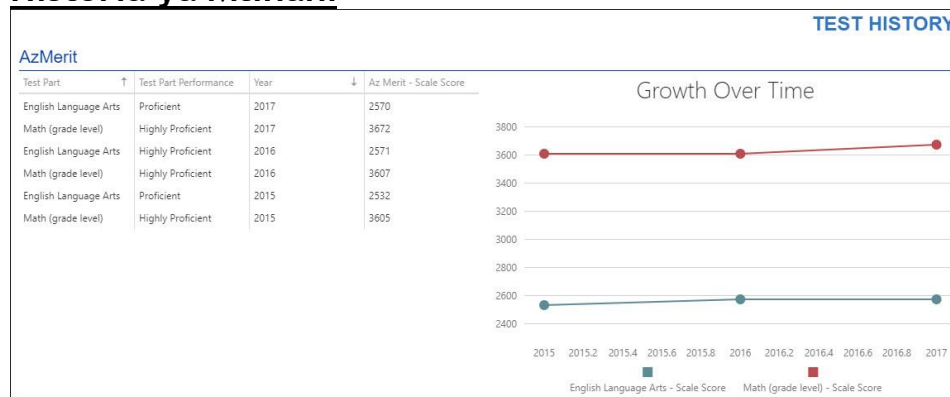
Locker Number	Type	Location	Vertical Location	Combination
No student locker information provided				

Transportation Information

AM Route	Pickup Bus Stop	Pickup Time	Alternate Pickup Address	AM Transfer Shuttle	PM Route	Drop Off Bus Stop	Drop Off Time	Alternate Drop Off Address	PM Transfer Shuttle
	Walker - Not Eligible for Transportation	12:00 AM				Walker - Not Eligible for Transportation	12:00 AM		

Pitia habari ya mtoto wako ili kuhakikisha kuwa ni sahihi. Ikiwa unapata kitu chochote kinachohitaji kubadilishwa, arifu shule ao nenda kwenye kichupo cha Usajili Mkondoni juu ya ParentVUE na usasishe habari.

Historia ya Mtihani



Hivi sasa skrini hii inaonyesha alama za AzMerit.

Nyaraka

DOCUMENTS		
Documents		
Upload Date	Document	Document Category
04/28/2020	2019-20 P4	Report Card
03/23/2020	2019-20 Q3	Report Card
02/11/2020	2019-20 P3	Report Card
12/20/2019	2019 Qtr 2	Report Card
11/19/2019	2019-20 P2	Report Card
10/07/2019	2019-20 Q1	Report Card
09/04/2019	2019-20 P1	Report Card
05/24/2019	2018-19 Q4	Report Card
04/25/2019	2018-19 4th Qtr Prg	Report Card
03/20/2019	18-19 3rd Qtr	Report Card
06/25/2018	2017-18 Q4	Report Card

Unaweza kupata kadi za ripoti kutoka miaka iliyopita. Bonyeza tu kipengee kwenye safu ya **Hati**.